

Waterproof-Roof-System - Waterproofing & Concrete Repair

Phone: 03 8812 2918



Providing Solutions
Waterproofing and Protective Coating Specialists

Reflective Thermal

Waterproofing Membranes

Heat Reflective Coatings - Case Study


Roof Coatings-long life waterproof membranes

[F.E.W Waterproofing](#) are [waterproofing contractors](#) specializing in large, new & existing roof encapsulations with an elastomeric thermal reflective and seamless waterproofing membranes.

I regularly come across roof waterproofing projects – especially remedial works where the existing membrane has failed and the roof is in terrible condition leaking badly.

Recently completed rooftop project using **Liquid Applied Waterproofing Membrane** combined with a white **Thermal Reflective Coating**.

View images below:



Clean & Preparation




Spray apply reflective white top coat



Flexible liquid waterproof membrane



Reflective Thermal Coat



Failed existing membrane



Existing Membrane

Roof membrane before remedial work.



There are many challenges particularly where bridging the transition between a new and existing roof.

We have looked at many different products and are really pleased to have developed a system that ticks all the boxes - this is both a **WATERPROOFING MEMBRANE** combined with a **HEAT REFLECTIVE TOP COAT**

Existing sheet membrane leaking at seams/joins.



F.E.W Waterproofing can offer this unique roof waterproofing system which provides the combination of a **robust and flexible waterproofing membrane** together with **solar reflective top coatings**.

Completed rooftop with heat reflective waterproof coatings



Thermal Roof Waterproofing:heat reflective

Thermal Top Coat is designed for long term outdoor exposure and remains flexible under extreme elongation and under constant exposure to moisture.

It is UV resistant and can be used in exposed areas without brittling, deterioration or cracking.


Features of Heat Reflective Membranes:-

- *One component system.Safe to use.
- *Excellent water resistance.
- *Self cross linking polymer for durability.
- *Highly flexible (accommodates movement and minor cracking insubstrate).
- *UV stable – designed for long term outdoor exposure.
- *Includes strong algacides to reduce algal and mould growth.
- *Water based for easy application and cleanup.
- *Suitable for application on horizontal or vertical surfaces.
- *Suitable for interior or exterior use.
- *Bright white colour to reflect solar rays and reduce thermal heat transmission. *Permanently flexible, excellent resistance to embrittlement.

*Excellent adhesion over a wide variety of substrates.


*Can be painted over with any acrylic based paint.

Spray-applied application is fast & efficient



Roof: after Liquid Rubber & Thermal Top Coat

Top coat of Thermal White Roof Coatings



Solar Reflective Waterproofing Roof System

Our **Roof Membrane System** provides a total roof encapsulation together with an elastomeric thermal reflective seamless waterproof membrane - ideal for asbestos & rusty roofs.

This thermal insulation technology extends the life of roofing materials as well as lower roof temperatures thus decreasing energy needs for cooling.

There is no need to go through the expense and inconvenience of roof removal & replacement - the **F.E.W Team** can over spray your existing deteriorated roof membrane.

Thermal Roof Waterproofing System is suitable for application over a wide range of substrates including:-

- *Concrete
- *Masonry
- *Fibre-cement sheeting
- *Plaster board
- *Brick
- *Render
- *Plastics
- *Metal
- *Timber

Saves Time - fast spray-application of membrane



Thermal White Roof Coatings

These roof coatings are a highly flexible elastomeric waterproofing membranes designed for use on roofs, decks and balconies.

The liquid membrane has a high viscosity formulation designed for application on both vertical and horizontal substrates.

Thermo White Roof Coatings dry to a white semi gloss finish and reflects heat to reduce thermal heat transmission.

The white membrane does not soften or attract dirt/stains and has excellent chemical resistance and durability.


It may be easily cleaned with mild detergents and water and includes algaecides to reduce mould and algal growth

Why use Liquid Applied Waterproofing Membranes?

Our preferred choice of product for this project was the [Liquid](#) Waterproofing System combined with the Thermo White Roof Coating.

Liquid applied membranes have the unique properties of extreme flexibility combined with seamless and robust bonding - all ideal qualities for a rooftop waterproofing membrane

Flexibility is a vital property for quality waterproofing membranes



Liquid Applied Membranes **conforms and molds to the shape of the surface** - ideal for irregular shapes requiring a waterproofing



Spray applied waterproofing liquid membranes are fast and OH&S compliant application without heat, flames, torches or seams & joins.



Effective and cost efficient repairs for commercial and industrial roofs

Liquid Coating Systems will bond to a great many substrates, allowing its use in many situations without having

to remove and dispose of the existing roof covering.

This saves time and avoids the cost of removal and cost/environmental issues associated with disposal.

Existing roofs with leaks and/or damaged surfaces present many challenges:-

*Existing roofs often have difficult access so removal and replacement can be prohibitively expensive.

*Replacing a roof causes disruption to business operations.

*Fixtures on the roof may make removal impossible.

**A waterproofing company
that thinks CONSTRUCTION**

F.E.W Waterproofing

Australian Certified Applicators for

Liquid Rubber Membranes.

[Waterproofing Membrane for Metal Shipping Containers](#)

Jul 22, 2014

[Membrane Roof Repair](#)

Jul 15, 2014

[Five reasons liquid applied waterproofing membranes have a proven track record](#)

Jul 15, 2014

[Waterproofing Contractor based in Melbourne](#)

Jul 15, 2014

[Why use Liquid Applied Waterproofing Membranes](#)

Jul 9, 2014

[How to apply waterproofing membranes that last](#)

May 8, 2014

[Concrete Crack Injection Melbourne](#)

Apr 9, 2014



[Liquid Waterproofing Membranes](#)

Mar 26, 2014

[Concrete Waterproofing & Protection](#)

Mar 19, 2014

[Repair Industrial Floors Melbourne](#)

Feb 18, 2014

[Protection board for waterproofing membranes](#)

Nov 26, 2013

[Balcony Waterproofing & Balcony Repairs](#)

Oct 22, 2013

[Balcony, Floor & Roof Waterproofing](#)

Sep 5, 2013

[Melbourne Concrete Repair Treatments](#)

Jun 21, 2013

[Factory Concrete Floor Repair](#)